

**Naqshbandi Muhammadi Order of South Africa  
032-655-NPO  
ANNUAL FINANCIAL STATEMENTS  
FOR THE YEAR ENDED  
28 FEBRUARY 2022**

Naqshbandi Muhammadi Order of South Africa  
032-655-NPO

ANNUAL FINANCIAL STATEMENTS

---

The following Reports and Statements in respect of the year  
28 FEBRUARY 2022 are attached :

CONTENTS	PAGE
Accounting Officer's Report	2
Balance Sheet	3
Income Statement	4
Notes to the Financial Statements	5

BUSINESS REGISTRATION NUMBER 032-655-NPO

BUSINESS ADDRESS 204 12th Avenue  
Kensington  
Cape Town  
7405


POSTAL ADDRESS PO BOX 41  
Gatesville  
Athlone  
7766


ACCOUNTANT M Francis  
P.O. BOX 36105  
Glosderry  
7702

BANKER First National Bank

The financial statements have been approved by the executive committee members  
and are signed by :

  
Shamiel da Costa

  
Gasan Omar

  
Nadeem Williams

**M FRANCIS**  
PROFESSIONAL ACCOUNTANTS OF  
SOUTH AFRICA

P O Box 36105  
Glosderry  
7702


Fax: 021 797 2525  
Tel: 021 797 6525

---

REPORT OF THE ACCOUNTING OFFICER TO Naqshbandi Muhammadi Order of South Africa

I have compiled the financial statements of Naqshbandi Muhammadi Order of South Africa for the year ended 28 February 2022 as set out on pages 3 to 7.

I have determined that the financial statements are in agreement with the accounting records and have done so by adopting such procedures and conducting such enquiries in relation to the books of account and records as I considered necessary in the circumstances. I have also reviewed the accounting policies which have been presented to me as having been applied in the preparation of the annual financial statements and I consider that they are appropriate to the business.

  
M FRANCIS

Professional Accountant

Date: 14/07/2022

**Naqshbandi Muhammadi Order of South Africa**  
**BALANCE SHEET AT 28 FEBRUARY 2022**

	NOTE	2022	2021
<b>ASSETS</b>			
Non-Current Assets		2 275 357	2 289 606
Property, plant and equipment	3	2 275 357	2 289 606
CURRENT ASSETS		2 725 248	1 269 597
Cash & Cash Equivalents	4	2 725 248	1 269 597
		5 000 605	3 559 203
<b>RESERVES AND LIABILITIES</b>			
<b>EQUITY</b>			
Accumulated surplus		4 990 605	3 491 711
CURRENT LIABILITIES		10 000	67 491
Accounts Payables	7	10 000	67 491
		5 000 605	3 559 203
		0	

**Naqshbandi Muhammadi Order of South Africa**  
**INCOME STATEMENT FOR THE YEAR 28 FEBRUARY 2022**

	NOTE	2022	2021
<b>Donations Income</b>	2	5 472 612	4 789 638
Local		5 262 877	4 416 859
International		209 735	372 779
<b>Other Income</b>		145 104	98 390
Rental		36 000	34 650
Book Sales		3 110	
Interest Received		105 994	63 740
<b>Operating Expenditure</b>		4 118 822	5 788 385
Accounting Fees		10 000	10 000
Advertising & Promotions		-	-
Alms Giving		3 000	40 900
Bank charges		17 887	17 915
Building Cost	5	29 020	97 980
Computer Expenses		9 612	9 718
Consulting Fee		-	-
Courier & Postage		1 707	
Depreciation		14 249	57 000
Donations		452 758	1 799 498
Education		18 913	85 400
Electricity & water		8 055	37 088
Employee costs		243 979	257 371
Feeding Scheme		1 535 473	1 776 065
Fund Raising		24 863	22 772
Insurance		57 253	51 722
Legal Fees		7 226	
Marketing & Web Design		-	40 877
Missionary Expenses		1 155 369	934 134
Motor Vehicle Expenses		46 799	89 411
Pilgrimage		-	-
Printing & Stationery		32 768	1 998
Repairs & Maintenance		88 728	39 669
Security		-	-
Staff Welfare		-	4 998
Stipend		347 924	378 396
Telephone and Fax		10 420	28 924
Travel & Accommodation		2 820	6 549
Workshops & Events		-	-
<b>NET PROFIT / ( LOSS) FOR THE PERIOD</b>		1 498 894	(900 357)
TAXATION	6	-	-
RETAINED INCOME C/F		1 498 894	(900 357)

**Naqshbandi Muhammadi Order of South Africa**  
**NOTES TO THE FINANCIAL STATEMENTS**  
**FOR THE PERIOD ENDED 28 FEBRUARY 2022**

**1. ACCOUNTING POLICIES**

The financial statements are prepared in conformity with practice, appropriate to the business of the entity. The financial statements are prepared under the historical cost convention as modified by the revaluation of certain property and investment properties where appropriate, and incorporate the principal accounting policies set below :

These accounting policies are consistent with the previous period

**1.1 Property , plant and equipment**

Item	Depreciation rates
Land & Buildings	no depreciation
Containers (Malmesbury)	33,33%
Motor Vehicles	20,00%
Other Fixed Assets	16,66%
Furniture & Fittings	16,66%
Computer Equipment	33,33%
Office Equipment	33,33%

**2. DONATIONS INCOME**

Income comprises donations only from within and outside South Africa arising from categories such as Zakaah; Fundraising; Fitra; Fidya and general donations.

**3. PROPERTY, PLANT AND EQUIPMENT**

	Cost	Accumulated Depreciation	Book Value 28-02-22	Book Value 28-02-21
<b>Land &amp; buildings</b>				
Driftsands ERF 2351	-	-	-	415 811,00
Ezakani	115 000,00	-	115 000,00	115 000,00
Site B	237 467,00	-	237 467,00	237 467,00
Du Noon	787 298,00	-	787 298,00	787 298,00
Kayamandi	450 000,00	-	450 000,00	250 000,00
Calvinia	685 586,00	-	685 586,00	685 586,00
Malmesbury	-	-	-	389 491,00
 Containers (Malmesbury)	11 400	-11 399	1	1
Motor Vehicles	549 900	-549 899	1	71 250
Other Fixed Assets	95 718	-95 717	1	1
Furniture & Fittings	28 593	-28 592	1	1
Computer Equipment	58 388	-58 387	1	1
Office Equipment	75 088	-75 087	1	1
	<b>3 094 438</b>	<b>-819 081</b>	<b>2 275 357</b>	<b>2 951 908</b>

**Naqshbandi Muhammadi Order of South Africa**  
**NOTES TO THE FINANCIAL STATEMENTS**  
**FOR THE PERIOD ENDED 28 FEBRUARY 2022**

<b>4. CASH &amp; CASH EQUIVALENTS</b>	<b>2022</b>	<b>2021</b>
Gold Business Account 62827597008	2 879,25	4 062,16
Gold Business Account 62830262656	8 360,92	5 885,77
Gold Business Account 62352567245	3 038,32	12 950,22
Gold Business Account 62354345433	16 975,93	31 829,49
Money Mkt Investment 62356040148	6 259,79	4 130,88
Money Mkt Investment 62356039521	19 860,46	242 896,80
Money Mkt Investment 62356038979	8 633,43	-
Money Mkt Investment 62356038383	58 172,88	1 700,56
Money Mkt Investment 62356036981	325,48	-
Money On Call 62635223978	225 983,10	420,68
Money On Call 62635222061	38 398,63	91 270,68
Money On Call 62618640975	70 119,37	1 076,87
Money On Call 62618639689	3 300,41	17 150,41
Money On Call 62618638433	-	21 007,38
Money On Call 62618637378	-	1 117,46
Money On Call 62618635182	-	260 791,97
Money On Call 62618632469	-	-
Money On Call 62618627494	-	95 718,47
Money On Call 62776497698	40 660,96	17 591,00
7 Day Notice 62618627494	470 000,00	142 103,63
7 Day Notice 74359263908	154 043,46	303 991,83
7 Day Notice 74359264138	535 816,90	-
Investment Acc 74899803496	272 050,98	-
Investment Acc 74899803488	123 032,82	-
Investment Acc 74899802745	667 334,61	-
Petty Cash	0,00	-
<b>Albaraka Bank ;</b>		
Investment - 4001117185150	-	13 991,00
	<b>2 725 247,70</b>	<b>1 269 687,26</b>

**5. BUILDING COSTS EXPENSED**

These costs relate to building projects not owned by the organisation.

**6. TAXATION**

The source of the income of the entity is mainly derived from donations, therefore no taxation has been provided for.

**7. TRADE & OTHER PAYABLES**

	67 491	97 491
MFATAX	10 000	40 000
Department Of Labour	57 491	57 491